

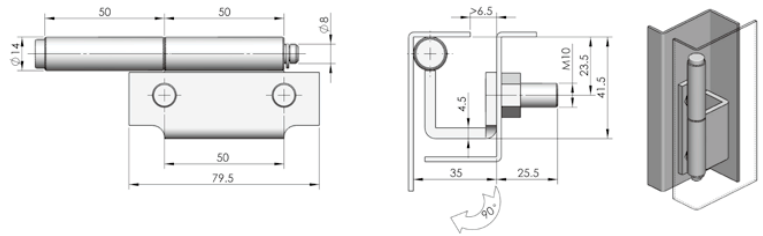
Accessories
Electronic lock
Handle lock
Cylinder lock
Plane lock
Rod control lock
Panel lock
Toggle and hook
Handles
Door stop
<b>Hinge</b>
Seal gasket

CL218



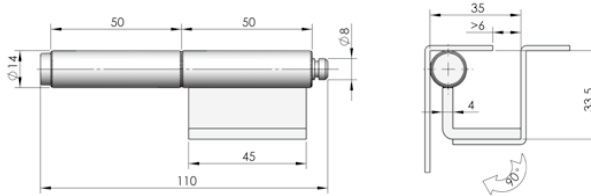
Main material and finish: White zinc-plated steel hinge  
 Application: Opening angle 90°

Performance parameter:  
 Maximum static load  
 Radial load: 570N  
 Axial load: 780N



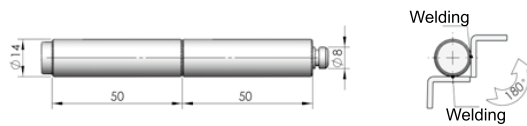
CL218-1

ERP CL218F3D001



CL218-2

ERP CL218F3D002



CL218-3

ERP CL218F3D003