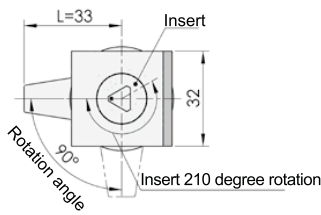
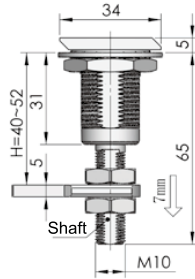
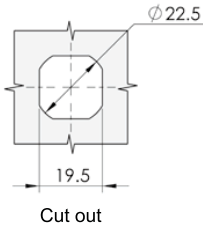


Unadjustable type



Adjustable type



Cut out

- Triangular 8mm
- Square 7mm
- Hooked 4mm
- Square 9mm
- Socket Hexagon Ffemale 8mm
- Slot
- Hexagon male 10mm
- Triangular 7mm
- Square 8mm

Remrks: Lock insert pic refers to diagram P058

Speci fication	Unadjustable		Adjustable		Optional key
	Model	ERP	Model	ERP	
8mm Triangle	MS817-1	MS817Z2AT04001	MS817-1A	MS817Z2AT04007	K15-3 K15-3F
S Hook	MS817-2	MS817Z2AT03001	MS817-2A	MS817Z2AT03002	K15-1
8mm Socket hexagon	MS817-3	MS817Z2AT24001	MS817-3A	MS817Z2AT24002	
10mm Hexagon	MS817-4	MS817Z2AT25003	MS817-4A	MS817Z2AT25002	K15-9 K15-9F
8mm Square	MS817-5	MS817Z2AT07001	MS817-5A	MS817Z2BT07002	K15-4 K15-4F
7mm Square	MS817-6	MS817Z2AT06001	MS817-6A	MS817Z2AT06003	K15-6 K15-6F
9mm Square	MS817-8	MS817Z2AT26001	MS817-8A	MS817Z2AT26002	
Slot	MS817-9	MS817Z2AT10001	MS817-9A	MS817Z2AT10002	
7mm Triangle	MS817-10	MS817Z2AT14001	MS817-10A	MS817Z2AT14002	K15-3 K15-3F
Abnormal	MS817-12	MS817Z2AT21001	MS817-12A	MS817Z2AT21002	K31

MS817



Main material and finish: Black powder coated ZDC housing and insert, white zinc plated steel cam

Application: Cam Quarter-turn to open or close, with function of locking

Remark: Optional key K15

Default cam : S1B45N07001(Unadjustable)
S1M33Y00002(Adjustable Ts=5)

Performance parameter:

Maximum static load: 190N

Recommended nut tightening torque: 20N.m

Maximum input torque: 6N.m

Accessories

Electronic lock

Handle lock

Cylinder lock

Plane lock

Rod control lock

Panel lock

Toggle and hook

Handles

Door stop

Hinge

Seal gasket